



Temperature Sensitive Medical Products (TSMPs)

Good Distribution Practices (GDP)

United States Army Medical Materiel Agency (USAMMA)
Distribution Operations Center (DOC)



"Globally Responsive – Ready and Resilient"



Objectives



- Historical Events
- USAMMA DOC Functions
- Core Products Overview
- Why Are We Here
- Cold Chain Management (CCM) Process and Procedures
- Safeguarding Temperature Sensitive Medical Products (TSMPs)
- CCM Equipment
- Cold Chain References/Guides

“Globally Responsive – Ready and Resilient”



USAMMA DOC Historical Events



1997 – Secretary of Defense approved Department of Defense (DoD) Anthrax Vaccine Immunization Program (AVIP)

****Army designated Executive Agent (EA)**

1998 – Loss of 200,000 doses of Anthrax Vaccine (AVA).

1998 – USAMMA tasked to perform DoD distribution of AVA

****Created Distribution Operations Center (DOC) to manage DOD AVA Distribution**

****Cold Chain Management Principles/Procedures (CCM) were developed**

1999 – Military Vaccine Agency – Vaccine Healthcare Centers Network (MILVAX-VHCN) replaced MEDCOM as AVIP policy developer/clinical guidance

2014 - DHA Immunization Healthcare Division (DHA-IHD) replaced MILVAX-VHCN and provides clinical consultative services, educational support, and training resources for the entire Department of Defense (DoD) family.

“Globally Responsive – Ready and Resilient”



USAMMA DOC FUNCTIONS



The Distribution Operations Center (DOC) manages critical vaccines and pharmaceutical products which may or may not require Cold Chain Distribution, to include; the packaging, storage and special handling requirements of the medical material requiring refrigeration; the management of the shipment; and the oversight of the product from initial requesting agency to end user, in support of DoD personnel and operations.



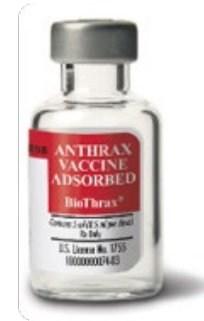
“Globally Responsive – Ready and Resilient”



Core Products Overview



- Anthrax Vaccine - change October 2019. AVA is now certified to remain usable for 28 days after being opened or punctured (“Best Used Date”) when stored at the recommended storage conditions of 2°C to 8°C (36°F to 46°F).
- Smallpox Vaccine (ACAM2000)
- Influenza Vaccine (Army/DHA)
- Adenovirus Vaccine (Type 4 & Type 7)
- Vaccinia Immune Globulin intravenous (VIGIV)
- COVID Vaccine (CONUS and US Territory ONLY)
- MPOX Vaccine (Jynneos)
- Investigation New Drug (IND) products
- Foreign Military Sales (FMS)
- Other Temperature Sensitive Medical Products (TSMP’s)-(He-Bat, Rabies etc..)
- Other Non-Temperature Sensitive Critical products



“Globally Responsive – Ready and Resilient”



Why are we here?



- ❑ The great loss of 1998 – Over 200,000 doses of Anthrax Vaccine was compromised due to freezing
- ❑ Sites contribute to thousands of dollars each year in vaccine losses due the following Major Factors:
 - Mechanical Failures - such as alarm system and power outages/supply malfunctions
 - Human Process Failures - such as poor cold chain management techniques
 - Failure to follow policies - procedures and local regulations
 - Training

“Globally Responsive – Ready and Resilient”



Cold Chain Management (CCM) Process and Procedures



Vaccines are sensitive biological substances that can lose their potency and effectiveness if exposed to heat, extreme cold and/or light

- Minimize waste/save thousands of taxpayer's dollars**
 - Prevent vaccine from being compromised
 - Assures vaccine maximum shelf life and suitability for use by minimizing the rate of deterioration
 - Some vaccines are in critically short supply

- The loss of vaccine potency **CANNOT** be reversed

- Assures leadership, service members and DoD beneficiaries that vaccine/products are safe to use and at full potency when administered

“Globally Responsive – Ready and Resilient”

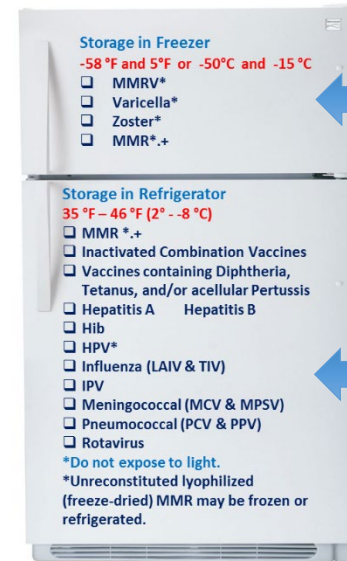


Cold Chain Management (CCM) Process and Procedures



US Pharmacopeia (USP) Temperature Standards

- Refrigerated Storage - Thermostatically controlled from 2C to 8C; approximately 36F to 46F
- Frozen Storage - Thermostatically controlled from -50C to -15C; approximately -58F to 5F
- Ultra Cold – Thermostatically controlled from -90C and -60C approximately -130F and -76F.
- Controlled Room Temperature- Thermostatically controlled from 15C to 30C; approximately 59F to 86F
 - Always follow Manufacturer’s Package insert.



**COVID
MPOX**

Anthrax
JEV
Rabies
Smallpox
Typhoid
Yellow Fever
COVID (BUD Changes)
MPOX (BUD Changes)

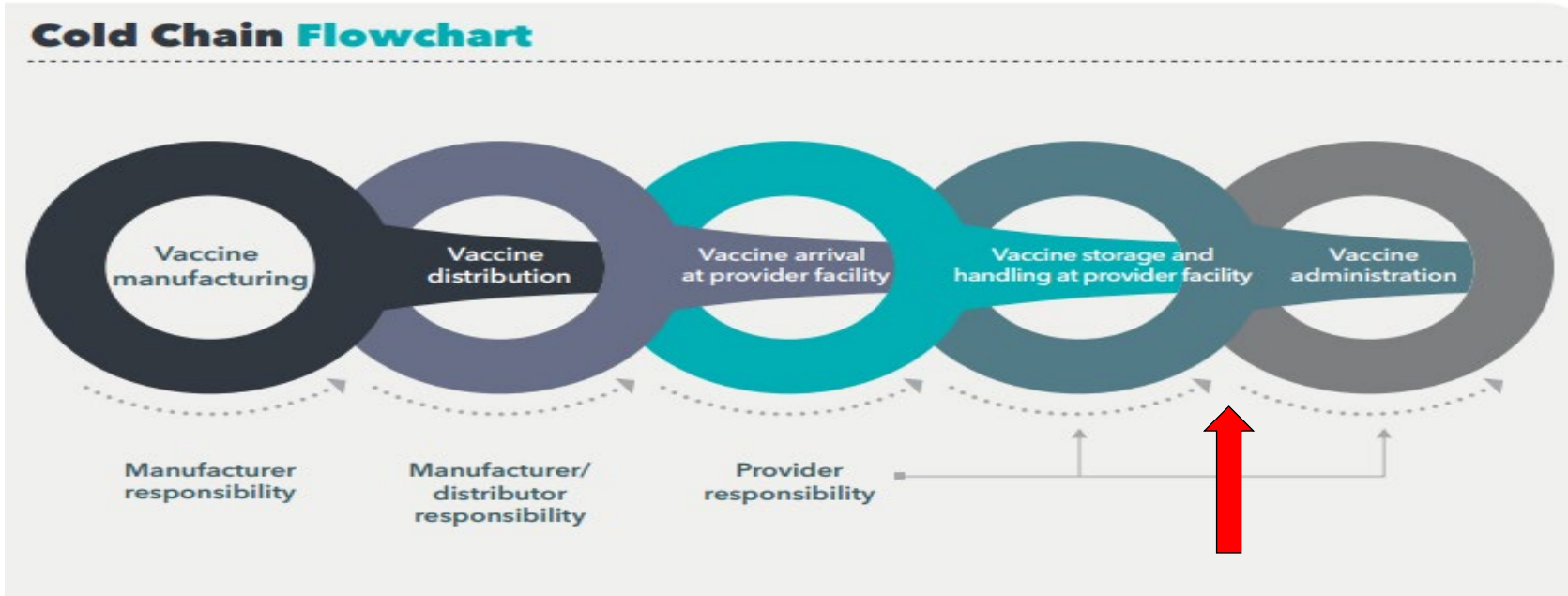
COVID (PFIZER)



“Globally Responsive – Ready and Resilient”



Cold Chain Management



What is Cold Chain Management?

❑ Cold Chain Management is the process of preparing temperature sensitive medical products for shipment utilizing approved systems and procedures, maintaining required temperatures during all phases of distribution from the time it leaves the manufacturer until administration of the vaccine to the patient.

❑ Importance of Cold Chain Management

- ❑ Maintaining proper vaccine temperatures during storage and handling
 - ❑ Exposure to temperatures outside of recommended ranges can affect potency therefore reducing protection of Vaccine Preventable Diseases (VPD)

“Globally Responsive – Ready and Resilient”



TSMP Coordinator



Responsible for: Developing a Routine Vaccine Storage and Handling plan, kept in a visible location near all vaccine storage units.

- Appoint a primary and alternate vaccine coordinators and ensure current contact information are listed.
- Pharmacy, logistics, local Immunization Healthcare Specialist (formally known as Regional Analysts), USAMMA
- Vaccine manufacturers, the medical equipment repair office.
- Storage unit alarm company
- Written emergency plan – natural disasters, power outages etc.
- Temporary placement of vaccine in a working refrigerator



“Globally Responsive – Ready and Resilient”



Emergency TSMP Retrieval and Storage Plan Worksheet



- Vaccine Coordinators – Telephone (Home and Cell)
- Emergency Staff Contact List – Telephone (Home and Cell)
- Refrigerator repair technician, Dry Ice Vendor, Electric Power Company, Temperature Alarm/Generator Repair Company(s)
- Alternate Vaccine Storage Facility(s)
 - Location, Contact Person, Address, Telephone Number
- Emergency Resources Contact List
 - USAMMA/DOC** – 24-hour Emergency Line
 - (301)676-1184 and (301)326-8383
 - Defense Logistics Agency** –
 - (215)737-6658 – (215) 284-6586
 - DHA IHD 24/7** Vaccine related clinical consultation (877) GETVACC (438-822)
 - CCM (Option 2)
 - Immunization Healthcare Specialist

VACCINE/TEMPERATURE SENSITIVE MEDICAL PRODUCTS (TSMP) EMERGENCY STORAGE PLAN WORKSHEET			
Backup Storage Locations:			
Alternate Facility	Address	Contact Person	Phone Number(s)
Emergency Supplies/Location:			
Item	Location	Item	Location
Portable Storage Units			
Qualified Transport Containers			
Packing Materials			
Coolant Packs			
Instructions for entering clinic/site and/or building after hours and other pertinent information:			
Before an emergency			
<ul style="list-style-type: none"> • Identify an alternative storage facility with backup power or a generator where vaccine/TSMP can be stored (i.e. hospital, medical logistics, fire department, etc.). • Obtain verbal or written consent to use the facility as a backup location and ensure the facility has appropriate storage capabilities per requirements. • Ensure the availability of staff to pack and move vaccine/TSMP, and the availability at backup location. • Ensure a means of transport for the vaccine/TSMP to the backup facility. • Whenever possible, suspend vaccination activities BEFORE the onset of emergency conditions to allow sufficient time to pack and transport vaccine. • Ensure that the alarm alert information is current. Program the listed contact information for emergency staff into the automated call system. 			
During an emergency			
<ul style="list-style-type: none"> • Assess the situation. Keep all refrigerators and freezers closed and if possible, continue to monitor temperatures. If not, record the temperature as soon as possible after the power is restored and the duration of the outage and document this information. • Determine the cause of the power failure and estimate the time it will take to restore power. If a time-frame for the restoration of power cannot be determined, do not leave vaccine/TSMP in a non-working unit. • Notify key staff as listed on this Vaccine/TSMP Emergency Storage Plan. • If the outage is expected to be long term (greater than 2 hours), transport the vaccine/TSMP to backup facility. 			
Emergency transportation			
<ul style="list-style-type: none"> • Conduct an inventory before beginning transport and keep all vaccine/TSMP in original packaging. • Package refrigerated and/or frozen vaccine/TSMP in a DoD validated transport container using the packing protocols for the transport container used found at https://www.army.mil/USAMMA/Distribution-Operations-Center-Vaccine/Cold-Chain-Management-Equipment/ • Diluent should be transported with the vaccine at the appropriate storage temperatures. • Upon arrival to backup facility, document transportation time, temperatures in transport container, and temperatures at the facility. • Ensure the vaccine(s)/TSMP are placed into the appropriate storage unit, refrigerator and/or freezer. • Do not place enclosed transport container with vaccine/TSMP directly into storage unit. Either open the top and remove coolant packs or remove vaccine/TSMP from container and place in proper storage unit. 			
After an emergency			
<ul style="list-style-type: none"> • Do not discard or administer any affected vaccine/TSMP. Mark vaccine/TSMP as "DO NOT USE" and submit a DHA-177 to DLA-TSM and/or USAMMA-DOC for further instruction about the viability of the vaccine/TSMP (link to current version of form DHA-177 can be found at www.health.mil/coldchain). • Record the temperature in the unit as soon as possible after power is restored. Continue monitoring until units are in range. • Record the duration of the outage and maximum temperature observed on temperature logs. 			
Person Completing Plan:		Job Title:	Date: (YYYYMMDD)



TSMP Storage & Handling Equipment



Storage Unit Selection and Characteristics

- ❑ Pharmaceutical grade stand-alone refrigerators and freezers (over-the-counter type) are the most highly recommended
- ❑ Combination refrigerator and frost-free freezer for home use is acceptable but only the Refrigerated section is recommended due to the freezer going through defrosting cycle
- ❑ **NOT AUTHORIZED** – Dormitory style refrigerators, due to National Institute of Standards and Technology (NIST) vaccine study, showed the units displayed severe **temperature control and stability issues**



"Globally Responsive – Ready and Resilient"



Medical Grade Refrigerators/Freezers



- ❑ Medical grade refrigerators/freezers ensure temperature consistency
- ❑ Provides ease of serviceability, integrate with wireless temperature monitoring systems
- ❑ Able to bring temperatures down much more quickly than non-medical grade units
- ❑ Greater efficiency of compressors in medical grade refrigerators



“Globally Responsive – Ready and Resilient”



Features / Checklist



- Consider serviceability
- Storage volume
- Ability to maintain consistent temperature
- Front-mounted compressor will allow for easier service



Construction Material:

- Stainless steel refrigerators are highly durable
 - Non-medical grade refrigerators - plastic and other less sophisticated components
 - Cheap or flimsy hinges and seals will result in temperature leaks and an overburdened compressor
 - Glass front doors, which allow you to visually inspect product without opening the door; fewer openings will positively impact the life of the unit.

When determining the cubic volume, you require

- Consider your current as well as future storage needs

“Globally Responsive – Ready and Resilient”



Thermometers



Accurate thermometer readings are essential to determine whether vaccines are maintained at the required temperature

- ❑ Storage units **should** have a National Institute of Standards and Technology (NIST) certified and calibrated thermometer – in each compartment (refrigerator/freezer)
- ❑ Continuous graphic recorder thermometer, monitors ranges and durations is recommended
- ❑ Uncertified liquid (**mercury or alcohol**) thermometers and dial-type are not authorized
- ❑ Thermometers should be placed in the center of the compartment away from coils, walls, floor, and fan
- ❑ Certain types of temperature monitoring devices have significant limitations and should not be used to measure temperatures in a vaccine storage unit.



“Globally Responsive – Ready and Resilient”



Thermometers



Based on studies of thermometers conducted by NIST in 2012, the CDC recommends using a digital thermometer with a detachable probe that is kept in a glycol-filled bottle. NIST studies found that these probes in glycol-filled bottles can determine the actual temperature of the vaccine vial temperature when it is placed in the same area where the vaccine is stored.

Use DDLs with the following features:

- Detachable probe that best reflects vaccine temperatures (e.g., a probe buffered with glycol, glass beads, sand, or Teflon®)
- Alarm for out-of-range temperatures
- Low-battery indicator
- Current, minimum, and maximum temperature display‡
- Recommended uncertainty of $\pm 0.5^{\circ}\text{C}$ ($\pm 1^{\circ}\text{F}$)
- Logging interval (or reading rate) that can be programmed by the user to measure and record temperatures at least every 30 minutes



Use DDLs with a current and valid Certificate of Calibration Testing.

“Globally Responsive – Ready and Resilient”



Monitoring & Recording Temperatures



- Manually confirm the temperature of ALL vaccine storage units a minimum of **TWO** times a day – once at the beginning of the workday and once at the end of the workday
- Applies regardless of whether or not there is a 24-hour/7-day temperature alarm system, chart recorder thermometer, or a digital data logger

THERE IS NO SUBSTITUTE FOR MANUALLY CHECKING/ DOCUMENTING THE TEMPERATURE TWICE A DAY

- Document the date, time, and temperature on a vaccine log
- Pay special attention to any trend in deviation of temperature as this could indicate a possible future mechanical malfunction or power outage of the storage unit

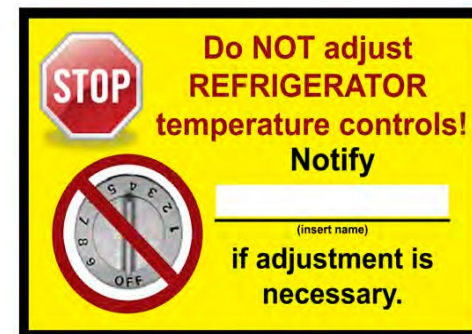
“Globally Responsive – Ready and Resilient”



Protecting the Power Supply



- ❑ Avoid using power outlets with built-in circuit switches, power switches, or outlets that can be activated by a wall switch
- ❑ Use a safety-lock plug or an outlet cover to reduce the chance of a storage unit becoming inadvertently unplugged
- ❑ Post a warning sign at the plug and on the refrigerator and freezer unit as well as label fuses and circuit breakers to alert people not to turn off the power to the storage unit
- ❑ Labels/SOPs should include who to call and the steps to take if the power is interrupted and checked periodically by the TSMP coordinator



“Globally Responsive – Ready and Resilient”



Safeguarding Alarming Devices



- Alarms should be monitored electronically and physically 24 hours a day, seven days a week – **NO EXCEPTIONS**

- At the time of a power failure the system should
 - IMMEDIATELY** notify an accountable person

 - The system should be able to provide continuous temperature monitoring in order to verify that the integrity of the vaccine stayed within the proper temperature during storage.

- Monthly** testing of the entire system insures POCs and phone numbers are accurate
 - records should be kept for three years

- Backup generators should be capable to run for 72 hours

“Globally Responsive – Ready and Resilient”



Safeguarding TSMPs



- ❑ Store vaccines on the middle shelves **NEVER** store vaccines on the doors or vegetable bins
- ❑ Proper air circulation is imperative – leave adequate space between packages to maintain proper air flow
- ❑ Proper storage of vials within the storage unit
 - eliminates the wrong type of vaccine being administered
 - monthly inventory more accurate
 - expiration and tracking of the vaccine easier
- ❑ Store each vaccine in its own labeled section
- ❑ Bins and/or baskets with slotted sides should also be labeled
- ❑ Verify the type of vaccine and expiration date before administering



Do NOT store food or beverages inside a vaccine refrigerator or freezer.

“Globally Responsive – Ready and Resilient”



Receiving TSMP Shipments



- ☐ Upon delivery – open the package as soon as possible
 - Verify that the amount received matches the packing slip
 - Check the expiration dates on the vaccines (using the shortest-dated vaccine first)
 - **DO NOT** refrigerate shipping container with material **SEALED** inside.
 - Failure to comply may result in freezing, destroying the material.
 - Refrigerate vaccines in their original box – removing exposes the vaccine to room temperature and light
 - Immediately place vaccine in the proper storage container within the refrigerator/freezer



Anthrax Vaccine/Smallpox Vaccine/Adenovirus Vaccine

Once the box is delivered, call USAMMA DOC immediately, a case manager will instruct you to read the TempTale, place it in the appropriate return envelope, pending the digital reading from the TempTale will determine if the vaccine is 'verbally released' or suspended

“Globally Responsive – Ready and Resilient”



TSMP Inventory Management



- Identify and be accurate when ordering a supply of vaccines
- Disposal of expired vaccine leads to costly waste of taxpayer's money
- Vaccines are expensive and the cost is continuously rising
- DO NOT OVERSTOCK** vaccine, if a compromise occurs there is a risk of losing a large amount of vaccine
- Monitor vaccine usage and rotate stock



“Globally Responsive – Ready and Resilient”



DoD Approved Equipment Used for Cold Chain Distribution

“Globally Responsive – Ready and Resilient”

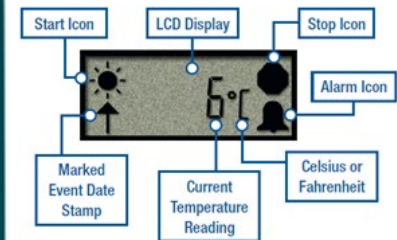


CCM Equipment - Temperature Monitors



The TempTale multiple use temperature monitor system provides complete time and temperature history on all of our temperature sensitive product shipments. Data collected is used to validate that the products have preserved their integrity during distribution from the manufacturer to the end user. The TempTale temperature monitor is manufactured by Sensitech, Inc. This device can be set to read every ten (10) minutes for approximately two (2) weeks and record 2,000 data points

TempTale®4 Reader
Downloads time-and-temperature data recorded by the monitor to your PC.



“Globally Responsive – Ready and Resilient”



CCM Equipment Insulated Shipping Container



- ❑ The Insulated shipping container (endurotherm box) is used to ensure the cold chain distribution process is not broken during transporting TSMP's.
- ❑ There are four different sizes: small, medium, large and extra-large. The boxes have gone through various testing protocols, and they can maintain the required temperature guarantee for 3 days and depending upon environment up to 7 days.



“Globally Responsive – Ready and Resilient”



AcuTemp PX6L Courier



No Longer available on ECAT.

Purchase: Medex Supply

MFR Name: CSAFE GLOBAL

<https://medexsupply.com/mobility/walker-accessories/carry-pouches-baskets/>

MFR Part #: PX6L-S-2-8-12 or PX6L-S-2-8-48

Nomenclature: AcuTemp Courier PX6L Seasonal Refrigeration (Summer) . (12HR or 48 HR)



Refrigerant: PCM Belts (patent pending)

Payload Temp: 2-8°C

Performance: 12 hours or 48 hours

Outer Dimensions

LxWxH Inches: 13 x 13 x 11.3

Inside Dimensions

LxWxH Inches: 10.75 x 10.75 x 8

Payload Dimensions

LxWxH Inches: 8 x 8 x 8

Total Weight lbs (kg): 13.8 (6.27)

Holds approximately 88 vials

“Globally Responsive – Ready and Resilient”



Acutemp® PX6L Packing Protocols



Temperature-Sensitive Courier
12-hour 2°C - 8°C User Information



Temperature-Sensitive Courier
12-hour 2°C - 8°C User Information

Packing Instructions

1. Place instruction card in plastic sleeve located on the inside lid of the courier.
2. Freeze(blue)/refrigerate(white) belts for a least 24 hours. Lay belts flat/not folded
3. Place the freezer belt into the insulated courier, lining the four walls.
4. Place the refrigerated belt into the insulated courier, lining the freezer belt.
5. Load product into payload area. **DO NOT add additional gel packs**
6. Place an appropriate data logger, **TempTale monitor**, into the courier
7. Close and zip the lid of the courier.
8. **Do not** use temperature-sensitive product if you notice the belts are not properly refrigerated/frozen (blue belts must be frozen and white belts must be refrigerated) when packing the courier.
9. Use the courier to transport refrigerated product for up to 12 hours.
10. Properly lift courier to/from vehicle.

Liz version 4-20-23

CSafe®, AcuTemp®, ThermoZip® and The Right Temperature® are registered trademarks of CSafe. © 2013 CSafe

2900 Dryden Road, Dayton, Ohio 45439 USA • Tel. 1.866.312.0114 • Fax. 937.312.1277

REV2

2°C - 8°C Pack Out

BLUE
FREEZER BELT
Freeze 12+ Hours

WHITE
REFRIGERATOR BELT
Refrigerate 12+ Hours

INSTRUCTION CARD
Insert Here

INSULATED COURIER
Keep Room Temperature



“Globally Responsive – Ready and Resilient”



AcuTemp AX56L Mobile Refrigerator/Freezer



NSN: 4110-01-629-9593 (Item is on the DLA Medical Master Catalog and can be ordered via ECAT.)

MFR Name: CSAFE GLOBAL

MFR Part #: HMC-MIL-1

Nomenclature: Refrigerator-Freezer, Mechanical

The AX56L is CE certified and registered with the FDA to adhere to 21 CFR Part 820 and is a 510(K) exempt Class II medical device.

Temperature Range:

Operating: -20°C to 49°C (-4°F to 120°F)

Storage: -30°C to 65°C (-22°F to 149°F)

Payload Volume: 56.6 liters (2 ft³)

Payload Dimensions

(LxWxH): 18 in x 14 in x 13 in

External Dimensions

(LxWxH): (39.2 in x 23.2 in x 22.8 in)

Empty Weight: 65.9 kg (145.0 lbs)

Data logging technology to monitor and verify payload temperature – aiding regulatory compliance

Payload safety alarm system

Highly visible LCD display shows internal temperature, battery condition and data log information



“Globally Responsive – Ready and Resilient”



TSMP's DISPOSAL



- ❑ DoD activities are responsible for disposal of compromised or expired vaccines
- ❑ Destruction memorandums pertaining to Anthrax, Smallpox, Adenovirus, VIGIV and Army Influenza vaccines should be routed up the chain of command for review and endorsement before scanning and emailing to usarmy.detrick.usamma.doc@army.mil.



Methods of Destruction:

- ❑ Vaccine vials can be destroyed using the local hospital/clinics disposal procedures for all biohazard/hazard materials
- ❑ Can be disposed using return programs when applicable
- ❑ Disposition instructions available:
https://www.amlc.army.mil/Portals/73/Documents/Vaccine_Disposition_SOP_10Feb2017.pdf?ver=2020-07-07-145709-637

“Globally Responsive – Ready and Resilient”



TSMF Issues, Responses and Prevention Strategies



Properly stored

**Can you spot
the difference?**



Improperly stored

“Globally Responsive – Ready and Resilient”



TSMP Issues



Three categories of issues may lead to compromised vaccines:

- **Non-Preventable Loss**

- Equipment/Alarm system failure
- Power outage during a natural disaster/storm

- **Negligence**

- Refrigerated vaccines placed in freezer; frozen vaccines placed in refrigerator
- Storage unit unplugged
- Vaccines not returned to a storage unit
- Alarm batteries not charged

- **Non-Compliance**

- No validated packing/transport equipment available
- No temperature log was posted on storage unit
- Staff did not record temperatures on temperature log
- Emergency plan was not current or not properly followed

“Globally Responsive – Ready and Resilient”



Example # 1

A site received notification at 0636 via text message that a refrigerator alarm was going off. At 0910, the POC checked the unit and noticed that the temperature had been out of range for about 3 hours. Upon further inquiry, the site POC learned that the loss of power to the unit was the result of a scheduled outage, and the storage unit location housing the vaccines was not connected to emergency back-up power. The refrigerator was restored at 1245 and reached the appropriate temperature range by 1310. Vaccines remained in the unit for the entire time that the power was off with the temperature out of range. No attempt to relocate vaccines was made.

Total value: \$25,699.58

Negligence

Delayed response time after alarm.

- ✓ Please attend to your vaccines as quickly as possible after notification that it may have gone out of range.

Negligence

No backup power during a scheduled power outage.

- ✓ Ensure the unit has a back-up power source and test monthly.
- ✓ Plan for a scheduled outage and move vaccines to a designated temporary storage facility.

Non-Compliance

Vaccines were not relocated to a working refrigerator.

- ✓ In a potentially compromised vaccine event, immediately label all vaccines as “do not use” and move to alternate storage location.

“Globally Responsive – Ready and Resilient”



Example # 2

Immunizations were delivered to a Pharmacy in a shipping container packed with gel packs early in the morning but were never placed in an immunization refrigerator. Vaccines remained in shipping containers for approximately 30 hours before any of the staff noticed. They were then immediately transferred to a refrigerator at 5°C.

Total value: \$62,136.24

Negligence

Vaccines left out of storage unit.

- ✓ Ensure personnel pay close attention to TSMP items being delivered to location.
- ✓ POC who discovered the compromise responded appropriately by immediately moving vaccine to the proper storage unit and following Potentially Compromised Vaccine Event steps.
- ✓ Emergency Storage & Handling plan had clear instructions on who to contact and steps to take.

“Globally Responsive – Ready and Resilient”



Example # 3

A refrigerator alarmed at 1700, and the alarm facility paged two on-duty personnel. One pager was on mute, and the other was not acknowledged. After an hour of no acknowledgment, the alarm facility monitor called the clinic to notify about the temperature being out of range. Technicians found that the thermometers fluid bath had leaked, resulting in the compressor to malfunction and freeze.

Total value: \$157,170.98

Non-Preventable Loss

Compressor malfunction.

✓ Establish routine maintenance procedures for storage units.

Non-Compliance

Appropriate POCs could not be reached by alarm facility.

✓ Alarm alerts should be set up to notify POCs through multiple devices (i.e work phone, after duty phone, email, mobile phone).


“Globally Responsive – Ready and Resilient”



USAMMA Website/Cold Chain Links



ARMY MEDICAL LOGISTICS COMMAND
PREPARE - DEPLOY - SUSTAIN



Search the AMLC site



- Home
- About
- MEDLOG Ready
- MIC
- ILSC
- USAMMA
- USAMMC-E
- USAMMC-K
- 6th MLMC
- News
- Contact

Home : USAMMA : Distribution Operations Center (Vaccine)

DISTRIBUTION OPERATIONS CENTER (VACCINE)

The Army is the DoD Executive Agent for bio-defense vaccines. The USAMMA DOC provides coordination and tracking for select temperature sensitive medical products (TSMs) in support of the Army's Executive Agency status for bio-defense and Force Health Protection vaccines. The USAMMA DOC also provides training to logistical and medical units in suitable distribution and storage practices for TSMs in support of the DHA Immunization Healthcare Branch and disseminates DoD Medical Materiel Quality Control (MMQC) and Army Medical Materiel Information (MMI) Messages. The USAMMA DOC has been tasked with the distribution management of the DoD Anthrax Vaccine Immunization Program (AVIP) and Smallpox Vaccination Program (SVP). It is also the Service Inventory Control Point for the Army's Influenza Virus (Flu) Vaccine.



Vaccine Information



Cold Chain Management Training



MMQC Messages and MMI Information



Vaccine Ordering



Cold Chain Management Equipment



Frequently Asked Questions



Resource Center



Potentially Compromised Vaccine Information



Contact Us



<https://www.amlc.army.mil/USAMMA/Logistics/Distribution-Operations-Center-Vaccine/>

"Globally Responsive – Ready and Resilient"



MMQC Messages



USAMMA's Distribution Operations Center (USAMMA DOC) primary focus with the DoD MMQC messages is to support the service specific logisticians, supply managers, and/or pharmacists in assuring the proper suspension of use, handling, and return of recalled materiel is accomplished. USAMMA DOC is responsible for disseminating MMQC on behalf of the Defense Logistics Agency in support of the combat combatant leaders, deployed service members and MHS registered customers.

MHS DMLSS USER: March 2019 DHA MEDLOG has established the ECRI Hazard Alerts and Recalls (HAR) Notifications.

MMQC Messages

Search Form Messages will be filtered by the following options.

Search Value 100 Search Type -- Select --

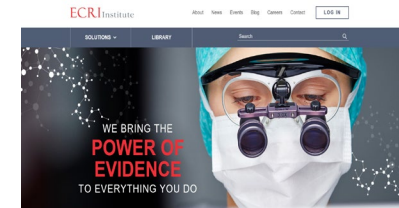
Message Number 12

Message Number

Product Type All Messages Medical Equipment Medical Supply/Surgical Pharmaceuticals Vaccines Other

Search Messages Clear Search Return to Messages Home

Home | Contact | Privacy and Security | External Link Disclaimer | Freedom of Information Act (FOIA) | Accessibility



<https://www.amlc.army.mil/USAMMA/Distribution-Operations-Center-Vaccine/MMQC-Messages-and-MMI-Info/>

“Globally Responsive – Ready and Resilient”



Point of Contact Information



USAMMA DOC: 301-619-4318



After Hours: 301-693-0326/301-326-8383/301-676-1184.

TEAMS GROUP NUMBER: 571-644-7893

DLA-TSM Cold Chain Team: 215-737-5537/5365, DSN: 444-5537/5365, or for URGENT after-hours issues only: 267-738-2854.

Email: DSCPColdchain@dla.mil and paacoldchainteam@dla.mil

DHA Vaccine Storage and Handling Questions

Call 1-877-GETVACC, Option 2 (1-877-438-8222), available 24/7

Email: DHAVaccines@health.mil



“Globally Responsive – Ready and Resilient”



Cold Chain References/Guides



U.S. Army Medical Materiel Agency (USAMMA)/Distribution Operations Center(DOC). Available at <https://www.amlc.army.mil/USAMMA/Distribution-Operations-Center-Vaccine/>

Centers for Disease Control and Prevention. General Recommendations of Immunizations. Recommendations of the Advisory Committee on Immunization Practices (ACIP). MMWR 2011; Vol. 60 (No. 2).

Centers for Disease Control and Prevention. Epidemiology and Prevention of Vaccine-Preventable Diseases (Pink Book). Atkinson W, Wolfe S, Hamborsky J, eds. 12th ed. Washington DC: Public Health Foundation, 2011; 61-74.

Centers for Disease Control and Prevention (CDC). Notice to Readers: Guidelines for Maintaining and Managing the Vaccine Cold Chain. Recommendations of the Advisory Committee on Immunization Practices. MMWR 2003; 52(42); 1023-1025.

Centers for Disease Control and Prevention, Vaccine Storage and Handling Toolkit. Available at <https://www.cdc.gov/vaccines/hcp/storage-handling/index.html>

Department of the Army, MEDCOM Memorandum, "Safeguarding Temperature Sensitive Medical Products (TSMP)," dated 05 March 2010. Available at <http://www.usamma.amedd.army.mil/assets/docs/SAFEGUARDING%20TSMP.PDF>

"Globally Responsive – Ready and Resilient"



Questions



“Globally Responsive – Ready and Resilient”